

Bài 12: Phép trừ trong phạm vi 6

1. Nối tranh vẽ với phép tính thích hợp:




$5 - 1$

$5 + 1$



$6 - 2$

$6 + 2$



$4 - 1$

$4 + 1$

2. Tính:



$3 - 2 = \square$



$4 - 2 = \square$



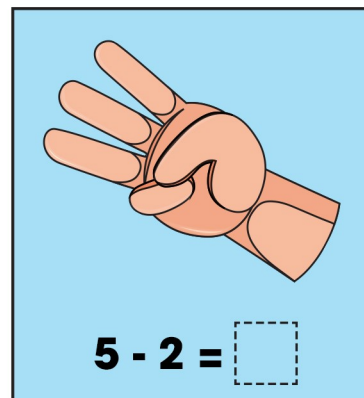
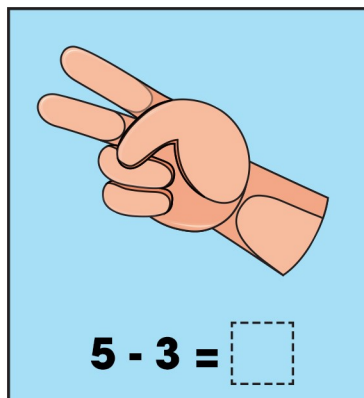
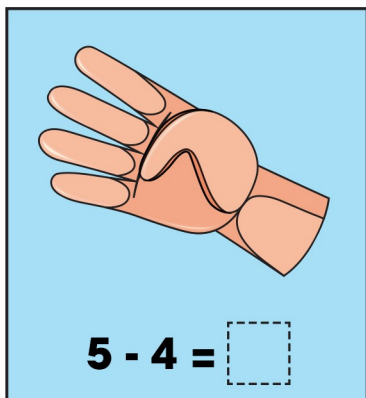
$10 - 5 = \square$



$5 - 4 = \square$

Bài 12: Phép trừ trong phạm vi 6

3. Số?



4. Tính:

$6 - 1 = \dots$

$4 - 3 = \dots$


$6 - 2 = \dots$

$6 - 4 = \dots$

$6 - 3 = \dots$

$3 - 1 = \dots$

5. Quan sát tranh viết phép tính thích hợp



Bài 12: Phép trừ trong phạm vi 6

1. Nối tranh vẽ với phép tính thích hợp:



$5 - 1$

$5 + 1$



$6 - 2$

$6 + 2$



$4 - 1$

$4 + 1$

2. Tính:



$3 - 2 = 1$



$4 - 2 = 2$



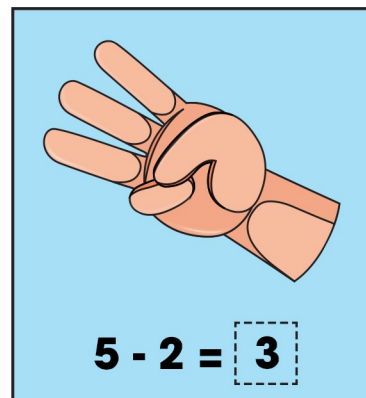
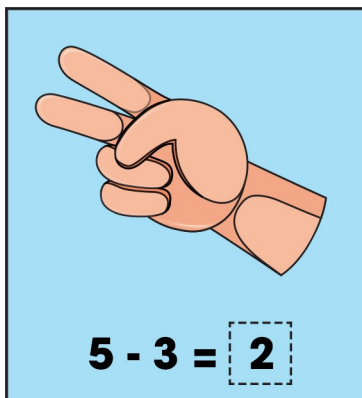
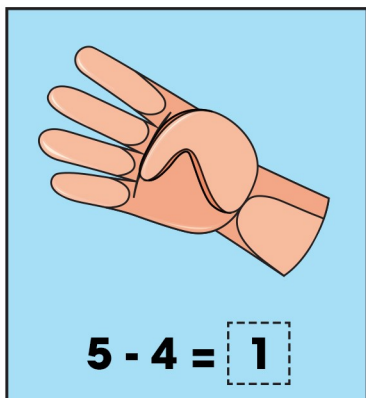
$10 - 5 = 5$



$5 - 4 = 1$

Bài 12: Phép trừ trong phạm vi 6

3. Số?



4. Tính:

$6 - 1 = 5$

$4 - 3 = 1$

$6 - 2 = 4$

$6 - 4 = 2$


$6 - 3 = 3$

$3 - 1 = 2$

5. Quan sát tranh viết phép tính thích hợp



$\boxed{4} - \boxed{1} = \boxed{3}$



$\boxed{6} - \boxed{1} = \boxed{5}$