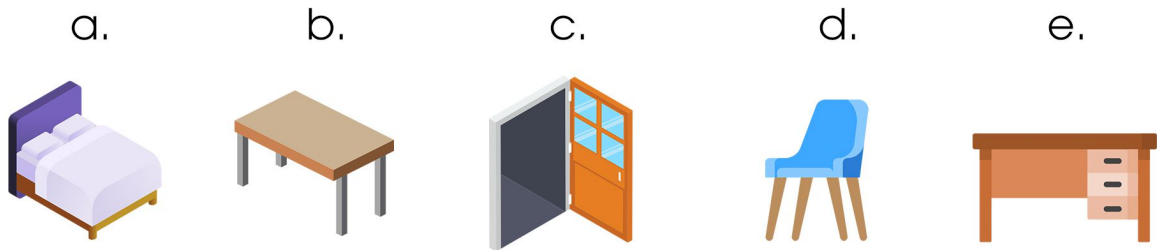








# GRADE 1 – LESSON 10

## A. Look, read and match.

1. door    2. table    3. chair    4. desk    5. bed



## B. Read and complete.

Welcome to my room. The d  \_ \_ \_ is big. I have a  \_ \_ \_  
 in my room. I have a  \_ \_ \_ s \_ and a  \_ \_ \_ i \_ .  
 On the desk, I have some  \_ \_ o \_ s and some  \_ e \_ \_ \_ \_ s .

This is a small but very nice room. I love my room.

## C. Look and write.

**WHAT IS THIS?**



# GRADE 1 – LESSON 10

## A. Look, read and match.

1. door    2. table    3. chair    4. desk    5. bed

a.            b.            c.            d.            e.

Red lines connect the numbers to the letters: 1 to e, 2 to b, 3 to c, 4 to d, 5 to a.

## B. Read and complete.

Welcome to my room. The **d o o r**  is big. I have a **b e d**  in my room. I have a **d e s k**  and a **c h a i r** .

On the desk, I have some **b o o k s**  and some **p e n c i l s**. 

This is a small but very nice room. I love my room.

## C. Look and write.

WHAT IS THIS?



It's a ...**desk**.....

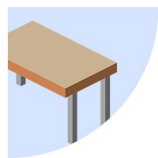
It's a ...**bed**.....



It's ...**a chair**..



It's ...**a door**..



.....**It's a table**....